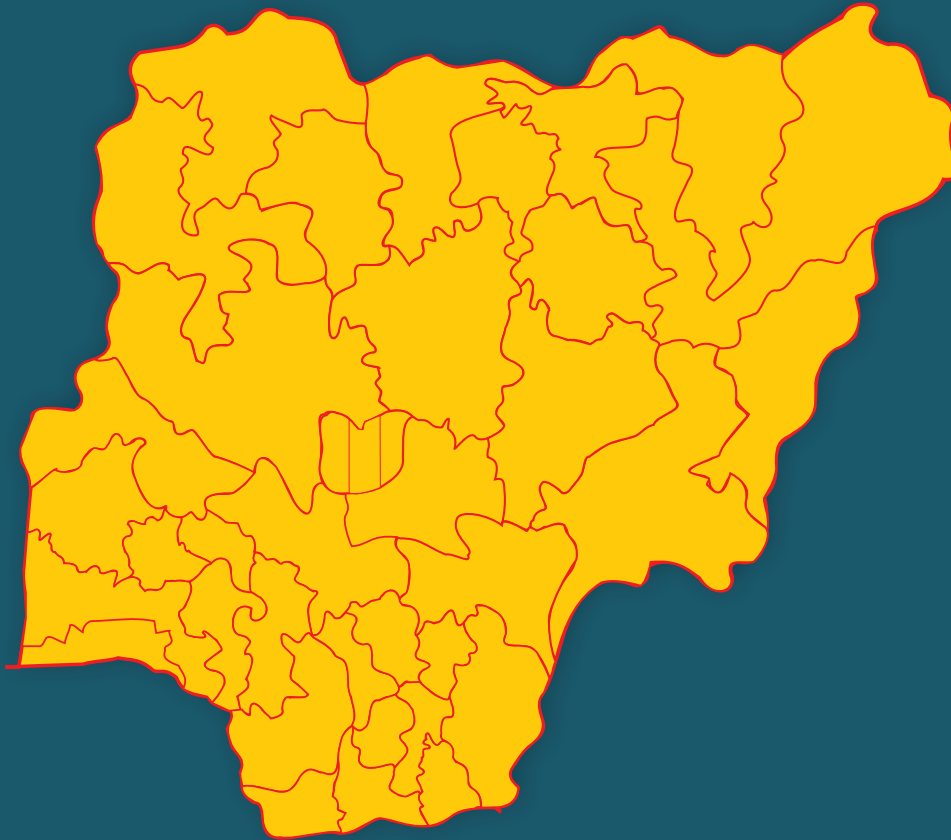


# 2014 BUDGET IN 8 INFOGRAPHICS



**budgitng**

## BUDGET FOR EVERYDAY PEOPLE

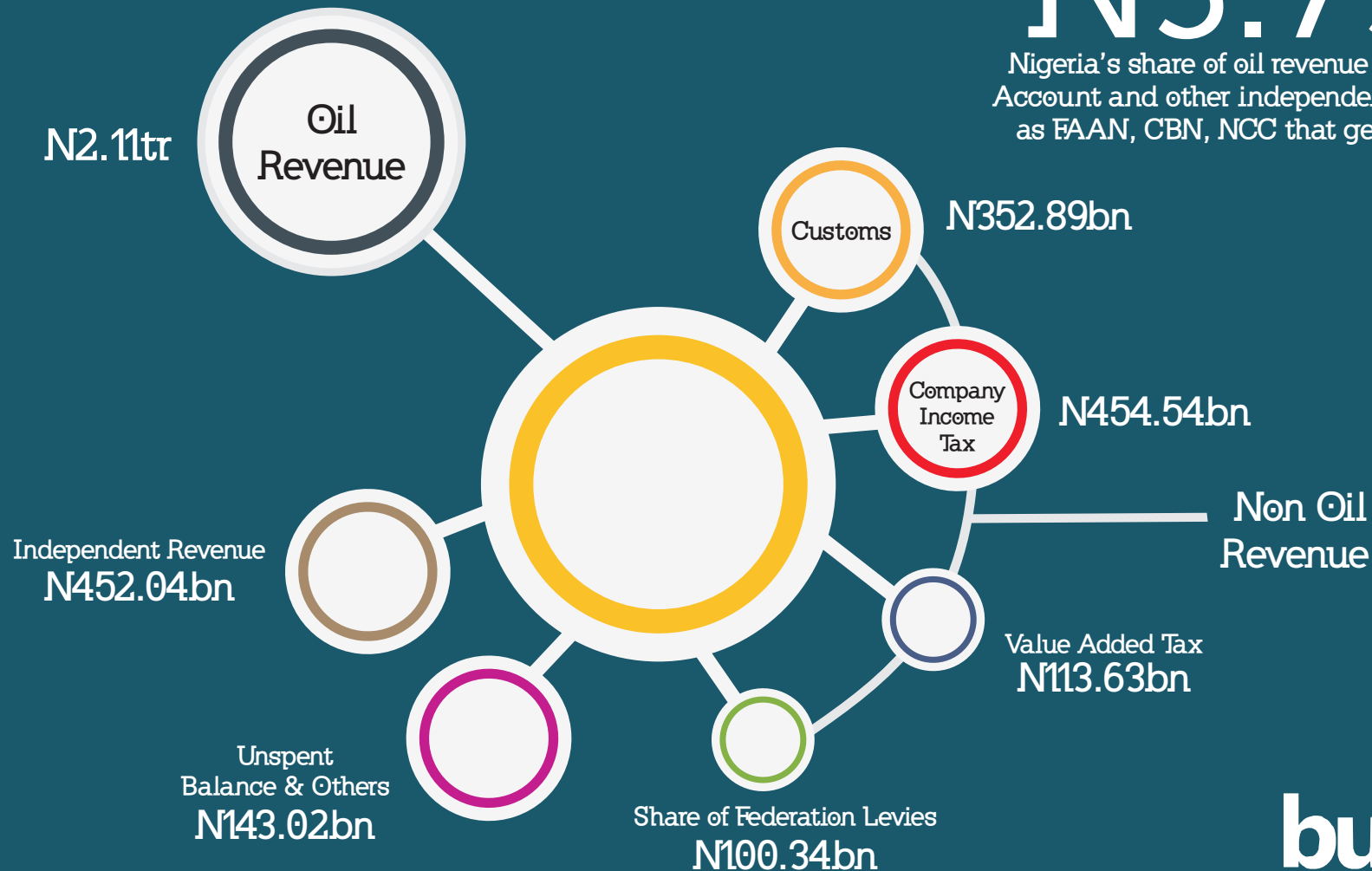
We are analyzing Nigeria's budgets according to locations. You should demand accountability from your government and ask how projects meant for you. And ask which project

# 2014 FEDERAL GOVERNMENT BUDGET

## WHERE DOES MONEY COME FROM?

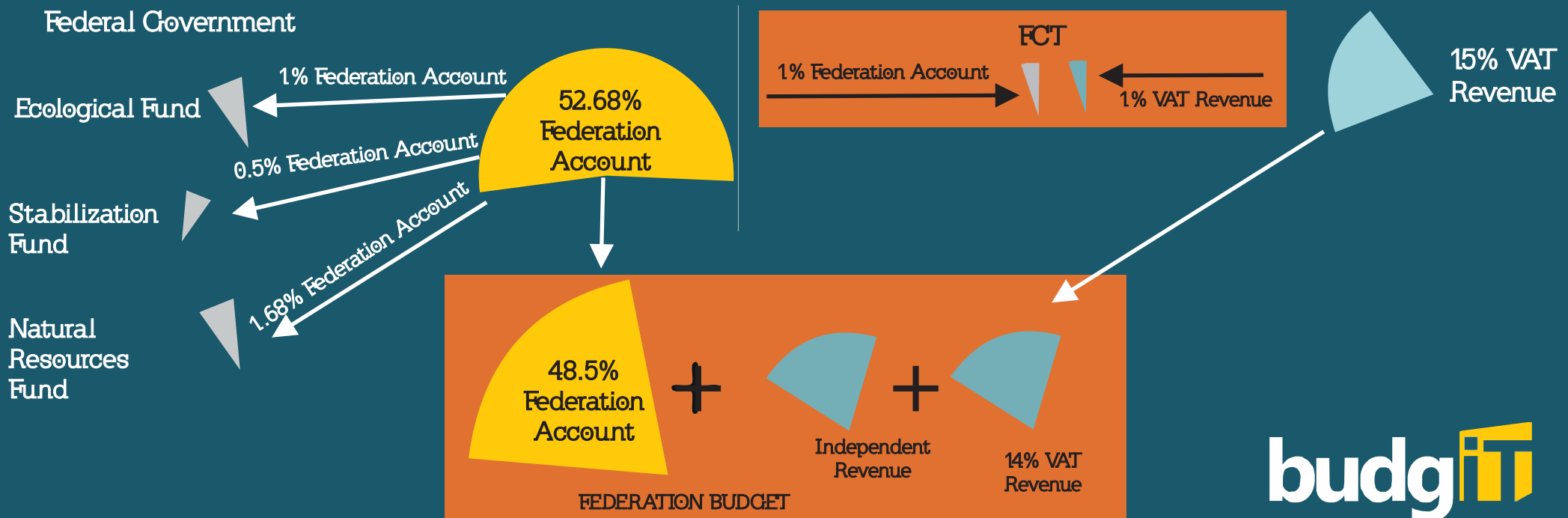
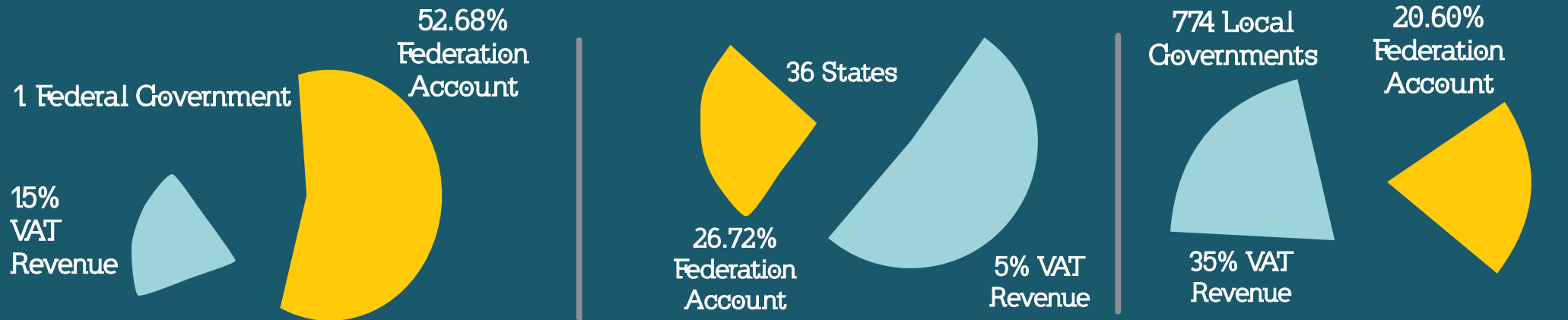
# N3.73tr

Nigeria's share of oil revenue from Federation Account and other independent agencies such as FAAN, CBN, NCC that generate revenue.

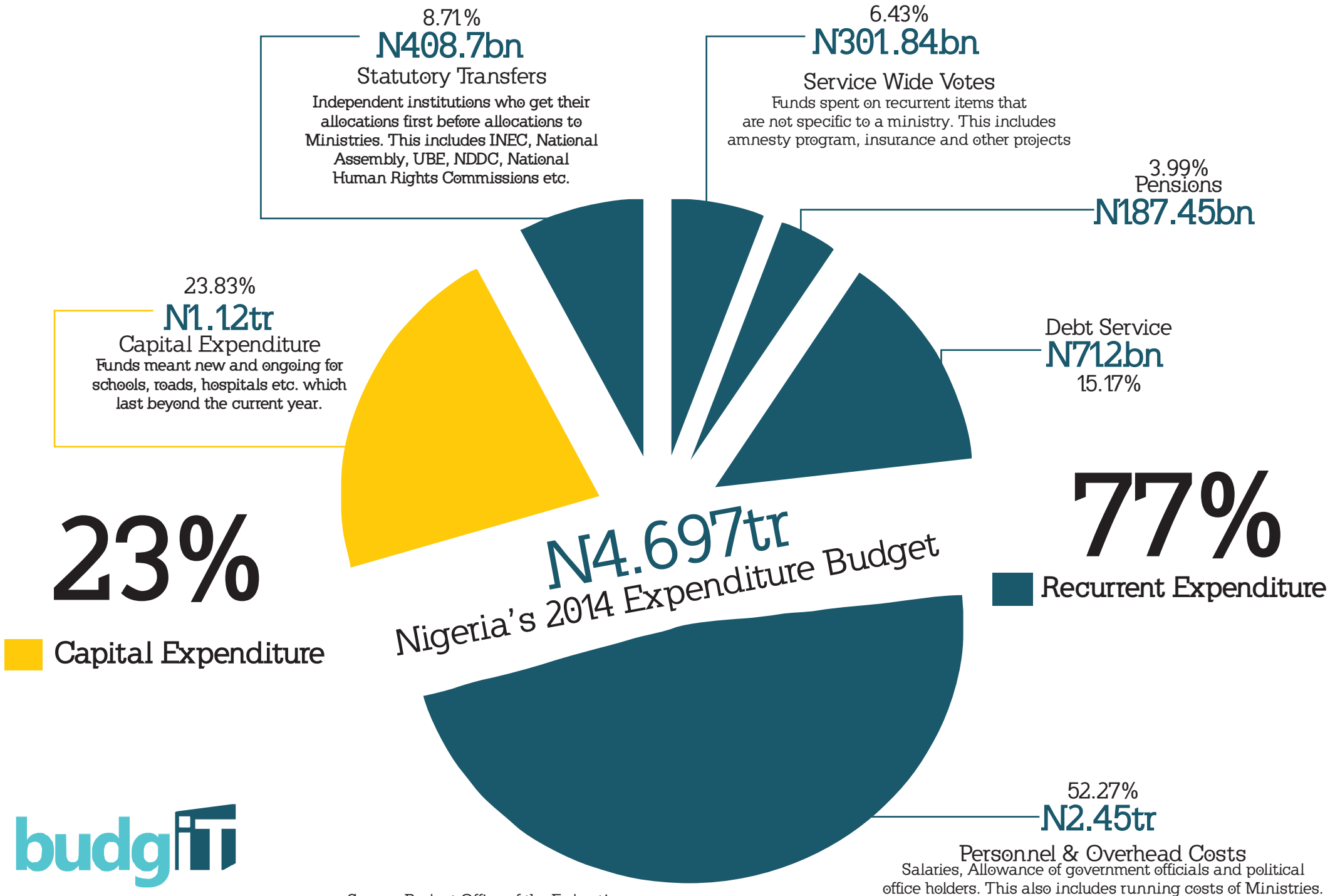


# 2014 FEDERAL GOVERNMENT BUDGET

## HOW NIGERIA'S REVENUE IS SHARED



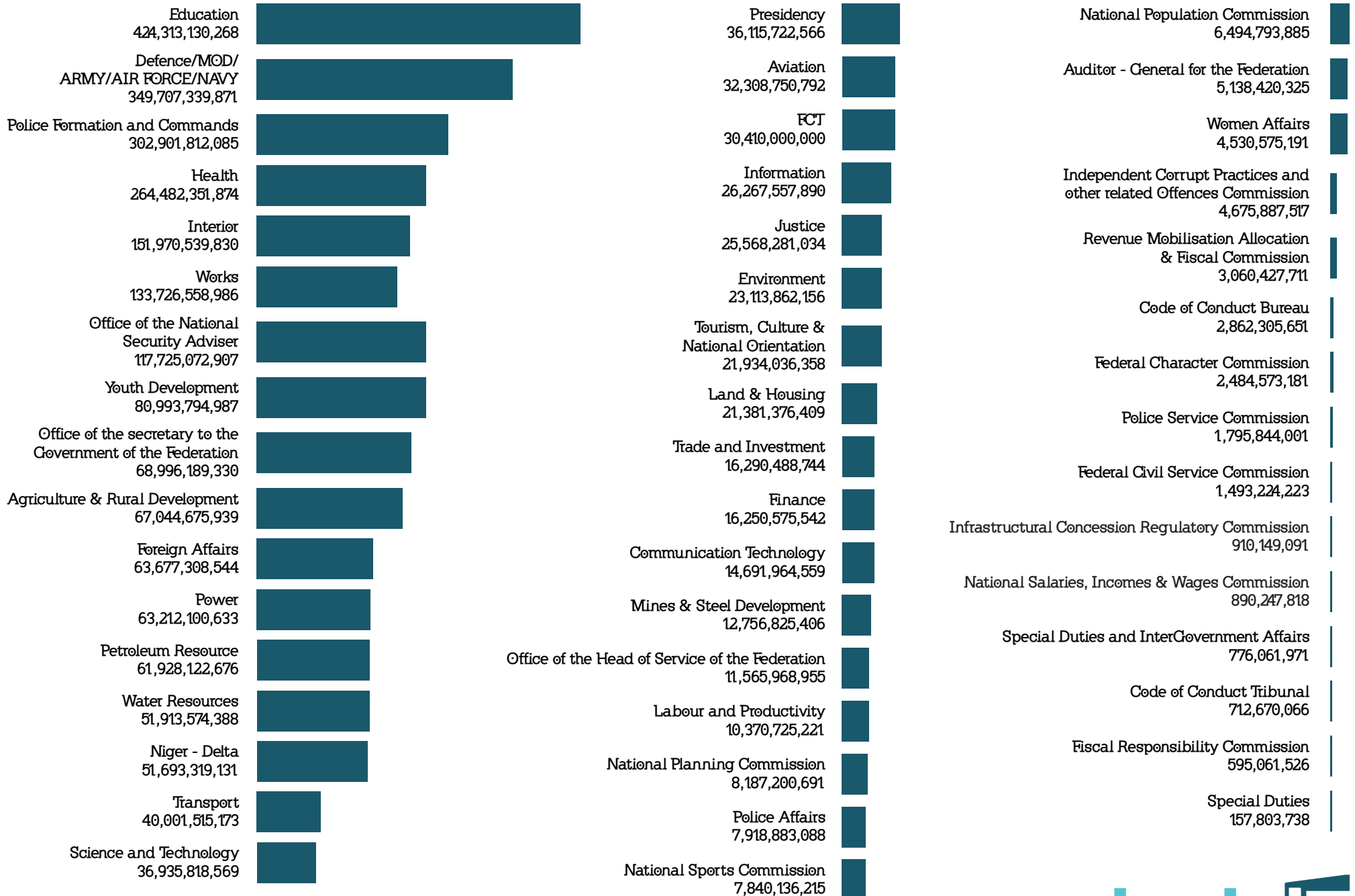
# 2014 FG BUDGET SUMMARY



# 2014 FEDERAL GOVERNMENT BUDGET

## ALLOCATIONS TO MINISTRY

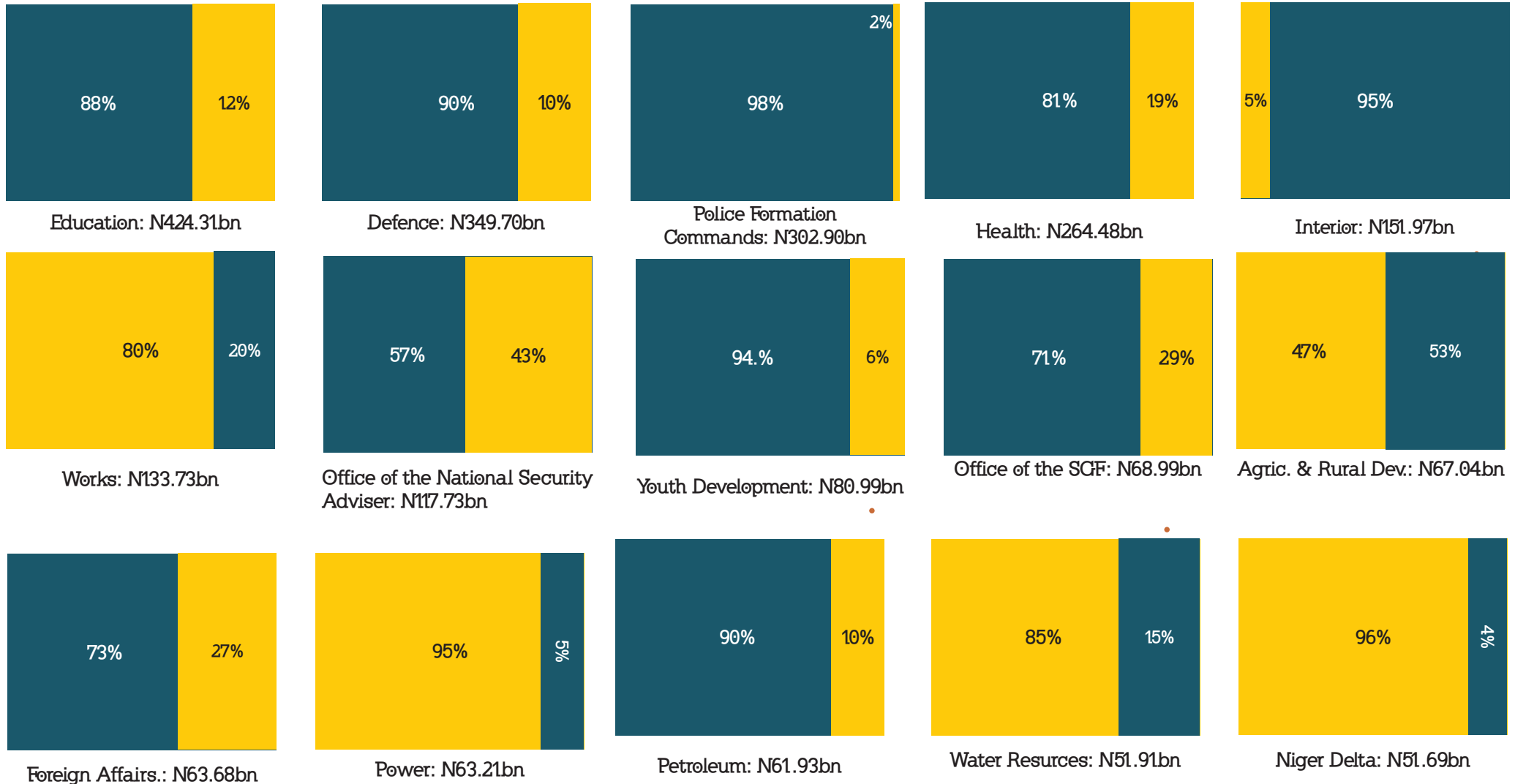
All Amounts are in Naira



# 2014 FEDERAL GOVERNMENT BUDGET

## Federal Government Top 15 Ministries

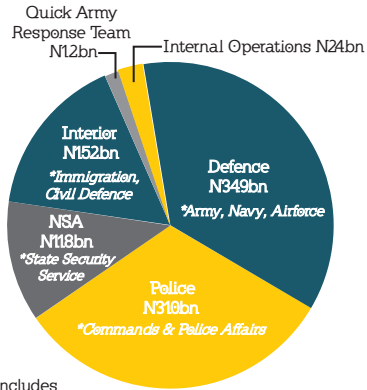
■ Recurrent Expenditure ■ Capital Expenditure



# NIGERIA: SECURITY BUDGET ANALYSIS

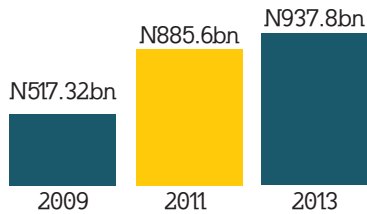
20% of FG Budget

## 2014 BUDGET OF SECURITY AGENCIES



\*includes

## Comparing Security Sector Budgets



**64%** Ministry of Defence got 64% of its capital expenditure in 2013

N59bn

N38bn

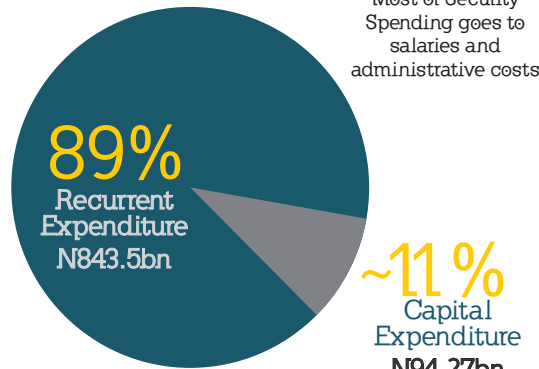


Budget

Actual Expenditure

## N966bn

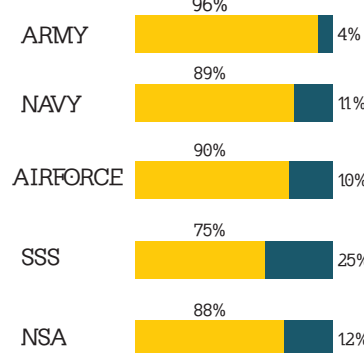
### Total Size of Nigeria's Budget for Security



Most of Security Spending goes to salaries and administrative costs



Most of Security budget spending goes to salaries and administrative costs



## How much do security agencies budget for weapons?

**NIGERIAN ARMY**



Procurement of Ammunition  
**N697.7m**

**NATIONAL SECURITY ADVISER**



Procurement of Security Equipment  
**N837.3m**

**STATE SECURITY SERVICE**



Firearms and Ammunition  
**N350m**

**Nigerian Airforce**



MI-34/35 Helicopter  
**N286.46m**

**6**



6 MI-35m Helicopters  
**N1.87bn**

**National Security Adviser**



Enhanced and Specialized security equipment, gadgets and services  
**N18bn**

## OUR PRIORITIES?

### DO WE NEED TO RE-ORDER 2014 BUDGET



**N150bn**  
National Assembly



Nigeria Army  
**N136bn**



Army Quick Response Team  
**N12bn**



State House Budget  
**N11bn**

# OTHER THINGS TO NOTE

## Recurrent Items

■	Presidential Amnesty Programme	N63.28bn
■	National Dialogue	N7bn
■	Muslim/christian Pilgrimages	N1.8bn
■	Public Service Wage Adjustment For MDAs	N33.64bn
■	Operations - Internal for the Armed Forces	N24.12bn
■	Group Life Insurance for all MdAs	N11bn
■	Public Service Wage Adjustment For MDAs	N33bn
■	Contingency (Emergency)	N24bn
■	Employees Compensation Act Payments	N5.5bn
■	Entitlements of Former Presidents/rulers & Deputies	N2.3bn
■	Benefits Of Retired Heads of the Civil Service/Perm Secs	N2.6bn

## Capital Interventions

■	Constituency Projects	N100bn
■	MDGs	N22.4bn
■	North East Initiative	N2bn
■	Grants for MDGs	N67.73bn
■	Special Interventions Ministry of Special Duties	N18bn
■	Infrastructure MasterPlan	N1.2bn
■	Special Initiative for Women	N3bn
■	Support for Power Agencies (MYTO, NELMCO, Bulk Trader)	N38bn
■	Job Creation Scheme	N8bn
■	Sport Development	N5bn
■	Galaxy Backbone	N4.36bn
■	2011 Election Violence and Civil Disturbances	N1bn
■	National Institute For Legislative Studies	N5bn
■	Payment of Local Contractors' Debts	N10 bn
■	Payment for Maturing Domestic Bonds	N25 bn



# 2014 Federal Budget: SURE-P

## N268.73bn

### Revenue

N180bn

Expected Inflow of N15bn/  
month for 12 Months

N88.37bn

Estimated Unspent  
Balance from 2013

### Expenditure

N30bn

Ministry of Niger Delta  
East-west Road

N104.2bn

Federal Ministry of Works

N1bn

Special Presidential  
Intervention

N43bn

Federal Ministry of  
Transport (Rail)

N65.47bn

Social Safety Nets

N1.2bn

Sure-programme Board:  
Consultancy And Logistics

N500m

Monitoring and Evaluation (NPC)

N1bn

Federal Ministry of Information-  
Public Enlightenment on SURE-P

N23bn

Federal Capital Territory Allocation

Disclaimer: This document has been produced by BudgIT to provide information budgets and public data issues. BudgIT hereby certifies that all the views expressed in this document accurately reflect our analytical views that we believe are reliable; however, no representation is made that it is accurate or complete. Whilst reasonable care has been taken in preparing this document, no responsibility or liability is accepted for errors or factor for any views expressed herein by BudgIT for actions taken as a result of information provided in this Report.

For data or explanation based on these infographics, please email us at [info@yourbudgit.com](mailto:info@yourbudgit.com)