
Kwara State 2018 Budget



budg 

With support from:

 **OSIWA**

Kwara Expenditure & Fiscal Account

2018 Budget

Deficit

N21.8bn

Aids and Grants

N40.7bn

Other Revenue

N24.5bn

Internal Generated Revenue

N38.3bn

Other Sundry Revenue FAAC

N17.0bn

Value Added Tax

N9.7bn

Statutory Allocation

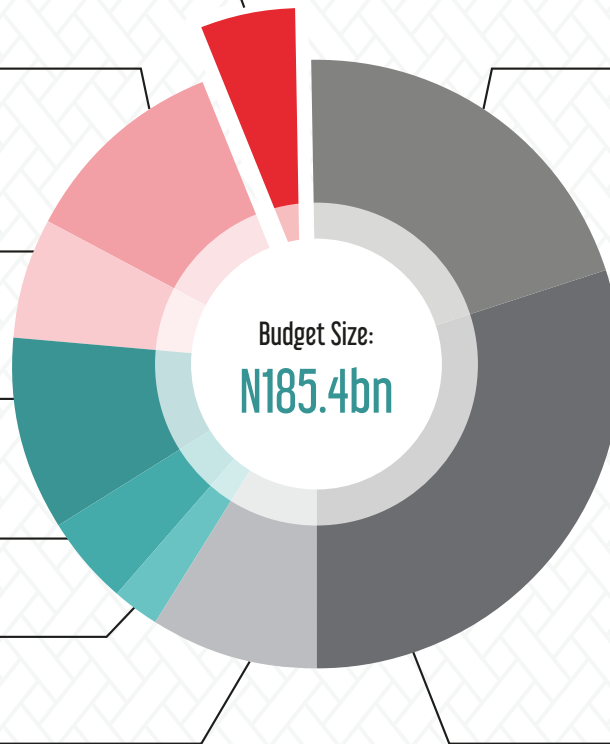
N33.1bn

Recurrent Expenditure

N74.70bn

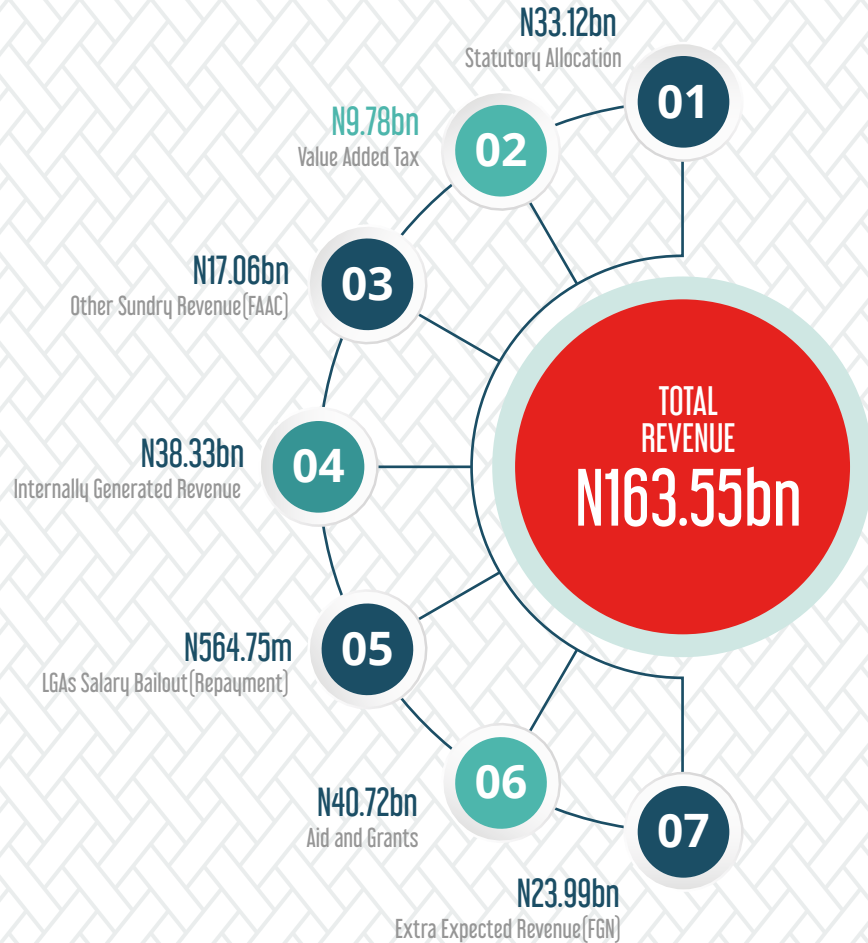
Capital Expenditure

N110.6bn



2018 Budget

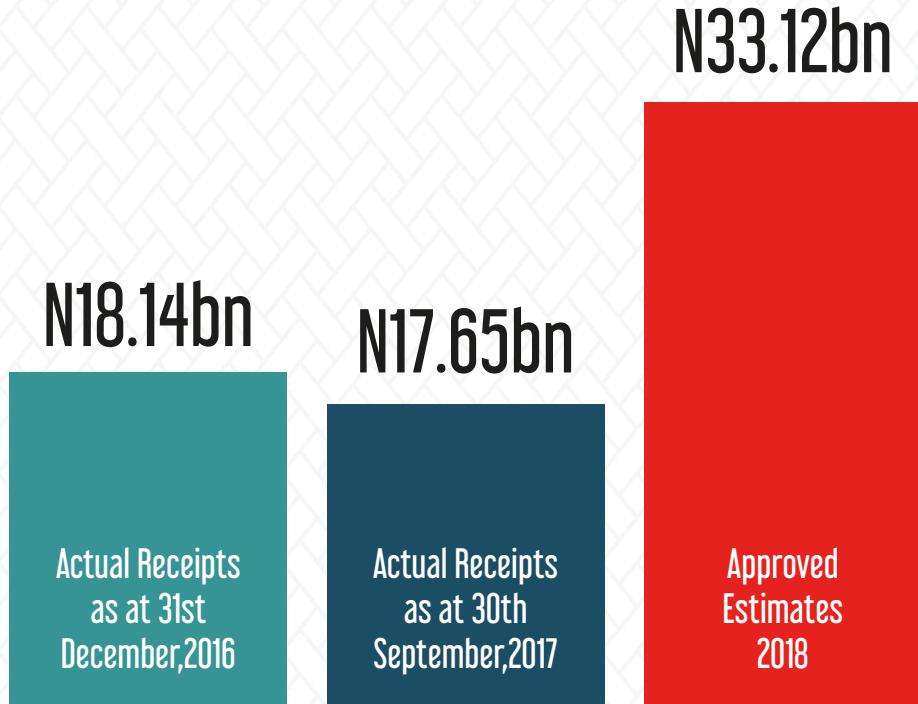
Where will the money come from?



Where will the money come from?

1


Statutory Allocation



2

Value Added Tax


Where will the money come from?



3 Internally Generated Revenue


Where will the money come from?

N18.36bn



Actual Receipts
as at 31st
December, 2016

N18.35bn



Actual Receipts
as at 30th
September, 2017

N38.34bn



Approved
Estimates
2018

2018 Budget

Where will the money go?



N110.68bn



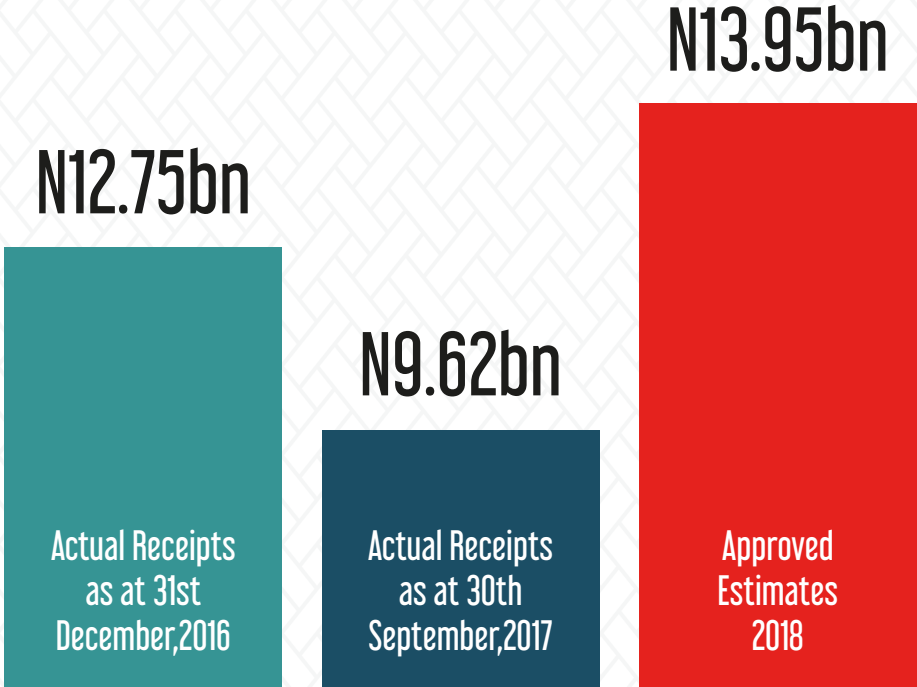
N74.70bn



Source: Kwara State Government

Recurrent Expenditure {Personnel Cost}

Where will the money go?



Recurrent Expenditure {Overhead Cost}

Where
will
the
money
go?

N28.67bn



Actual Receipts
as at 31st
December, 2016

N49.64bn



Approved
Estimates
2018

N30.72bn



Actual Receipts
as at 30th
September, 2017

Recurrent Expenditure {Debt Servicing Cost}

Where
will
the
money
go?

N6.16bn

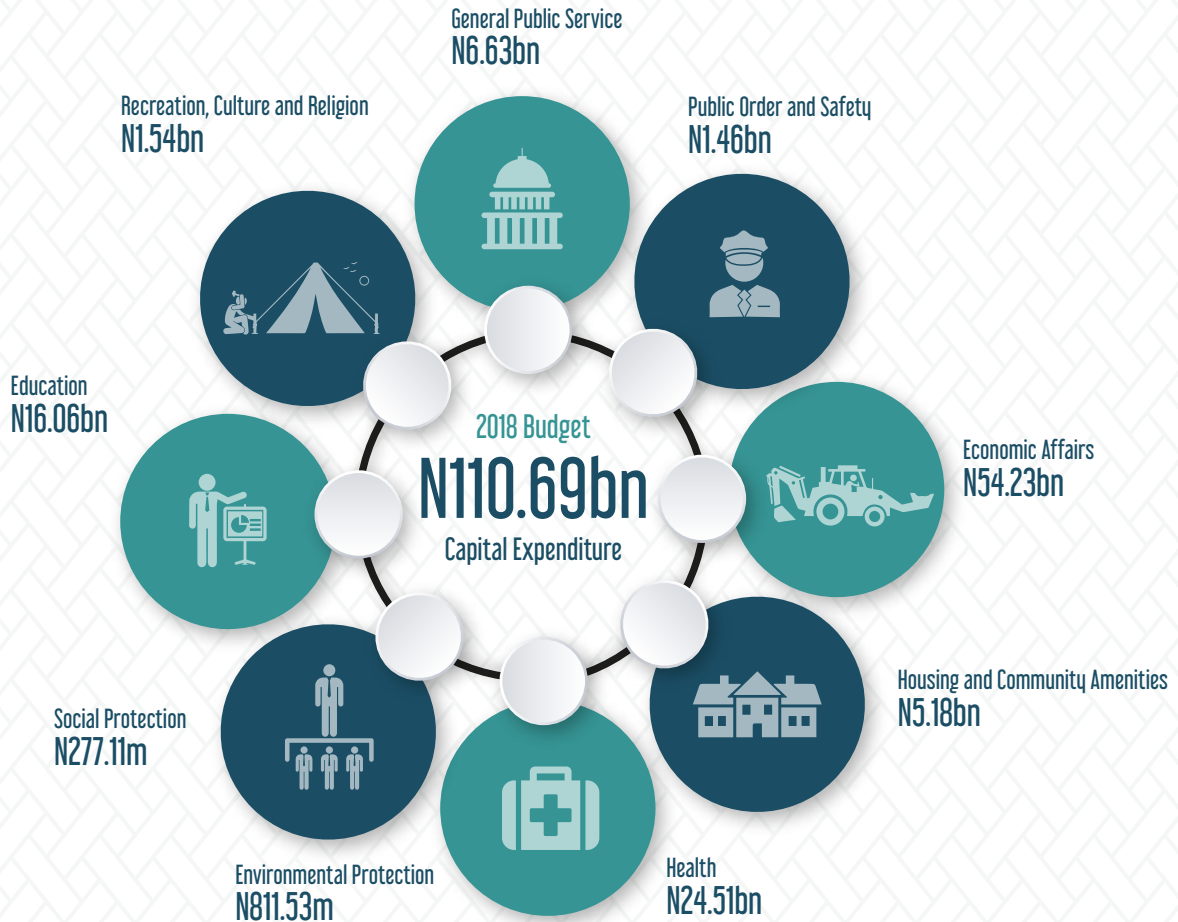


N5.76bn



N5.61bn





Address: 55 Moleye Street,
Sabo, Yaba, Lagos, Nigeria

Web: www.yourbudgetit.com

Twitter: [@BudgITng](https://twitter.com/BudgITng)

Facebook: facebook.com/budgitng