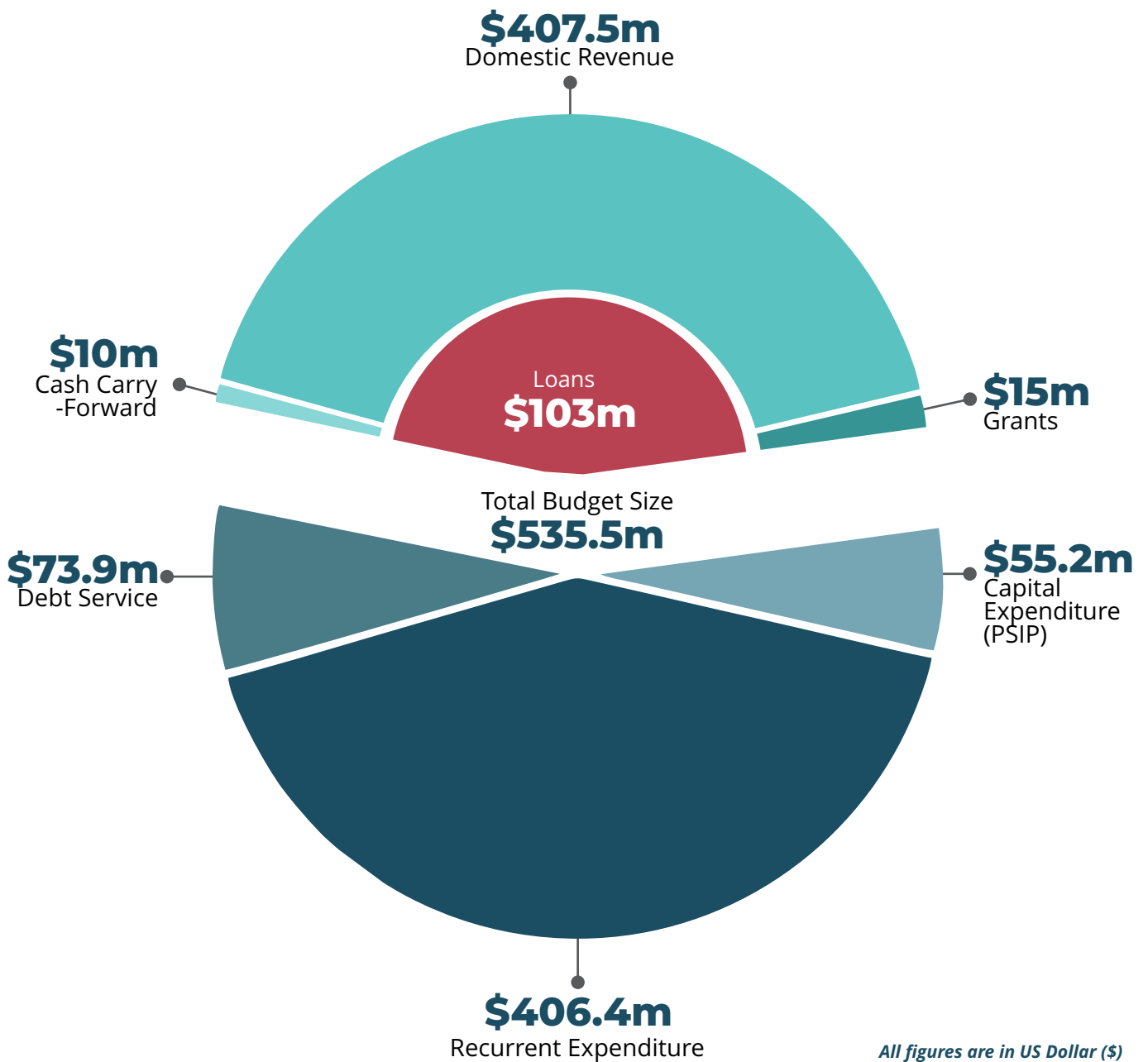


**FY2020-2021
DRAFT NATIONAL
BUDGET**



FY2020-2021 DRAFT NATIONAL BUDGET

FISCAL FRAMEWORK



*PSIP - Public Sector Investment Plan

All figures are in US Dollar (\$)
 SOURCE: <https://www.mfdp.gov.lr/>

NOTE

Cash Carry-Forward - is the unspent cash balance from the previous fiscal period.

FY2020-2021

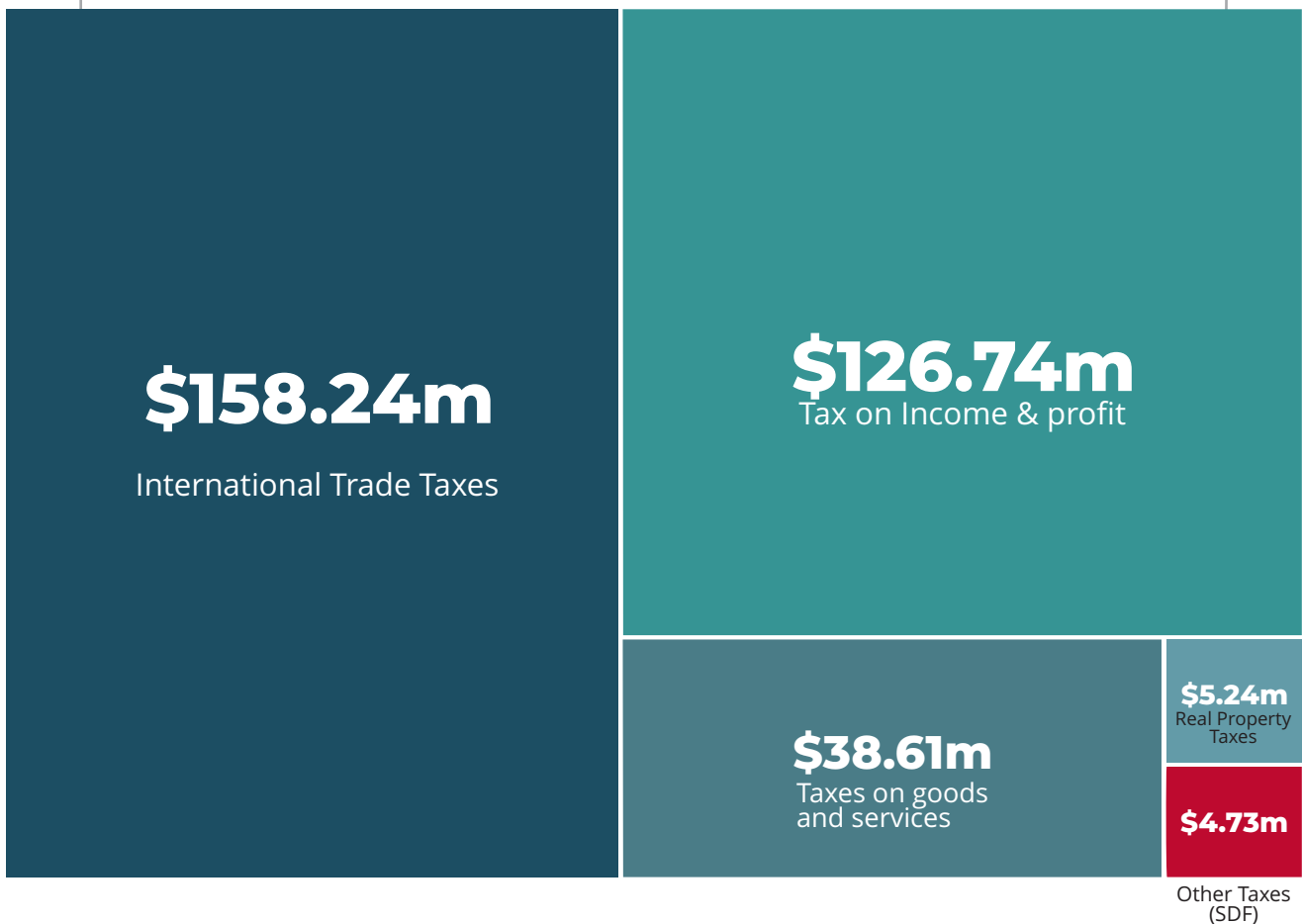
DRAFT NATIONAL BUDGET

WHERE WILL THE MONEY COME FROM?

DOMESTIC REVENUE

76% Domestic Revenue constitute 76% of the total projected revenue

 **\$333.56m**
Tax Revenue



*SDF - Social Development Funds

NOTE

International Trade Taxes is projected to constitute **47%** of the total projected tax revenue.

FY2020-2021

DRAFT NATIONAL BUDGET

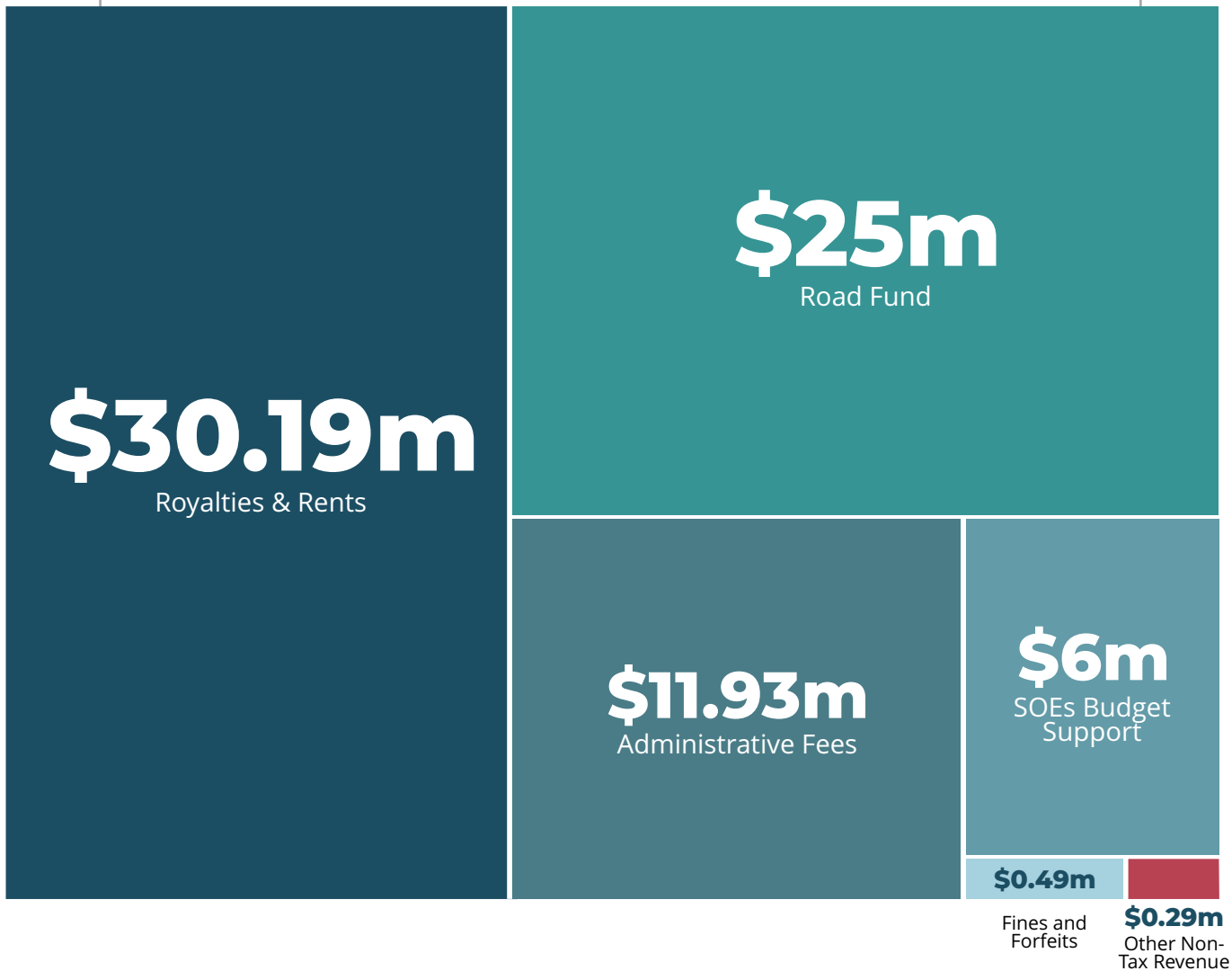
WHERE WILL THE MONEY COME FROM?

NON-TAX REVENUE



\$73.89m

Non-Tax Revenue



NOTE

Royalties & Rents are projected to constitute 41% of the total projected non-tax revenue, making it the highest contributor.

FY2020-2021

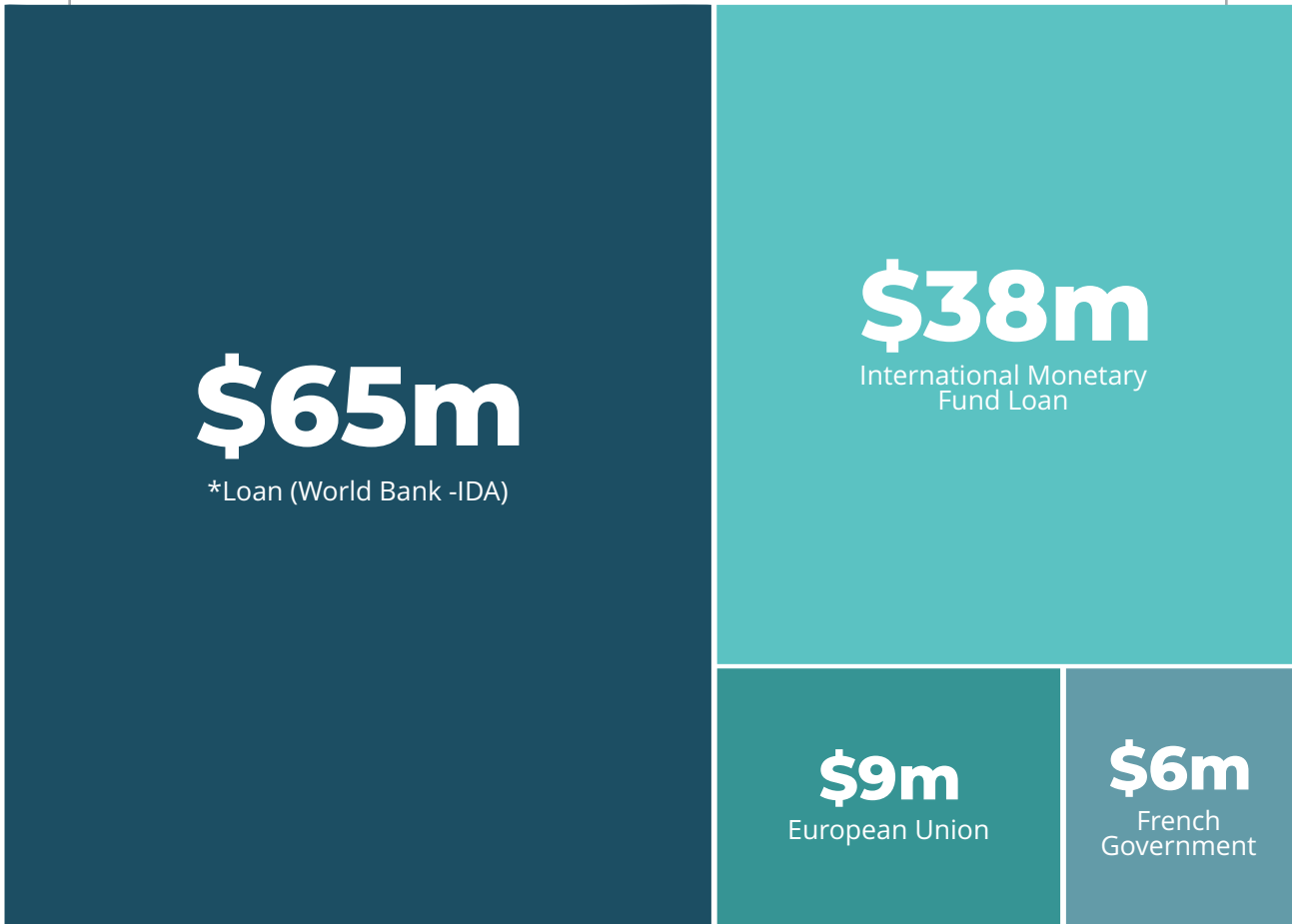
DRAFT NATIONAL BUDGET

WHERE WILL THE MONEY COME FROM?

EXTERNAL RESOURCES & OTHERS

22% *External resource from grants & loans constitute 22% of the total projected revenue*

 **\$118m**
External Resource (Grants & Loans)



European Union and French Government funds are Grants.

*IDA- International Development Association

FY2020-2021

DRAFT NATIONAL BUDGET

WHERE WILL THE MONEY GO?

COMPONENT OF EXPENDITURE



55%

of the total expenditure will be committed to financing the Compensation of Employees

Compensation of Employees	\$291.88m
Grants	\$46.45m
Social Benefits	\$2.04m
Goods And Services	\$65.46m
Subsidy	\$0.84m
Non-Financial Assets	\$0.53m
Domestic Debt	\$45.14m
External Debt	\$28.76m
Capital Expenditure	\$55.2 m

NOTE

10% of total expenditure is committed to financed Public Sector Investment Plan(Capital Expenditure)

FY2020-2021

DRAFT NATIONAL BUDGET

WHERE WILL THE MONEY GO?

SECTORAL ALLOCATION



\$179.75m
Public Administration

34% of the allocated funds of \$535.35m will be going to the Public Administration sector, making it the highest-funded sector.



\$27.59m
Municipal and Local Government



\$26.17m
Transparency and Accountability



\$79.38m
Security and Rule of Law



\$66.92m
Health Sector



\$10.99m
Youth Development and Social Protection Services



\$77.94m
Education Sector



\$12.27m
Energy and Environment



\$6.43m
Agriculture Sector
Note: 1.2% of the total allocated funds are awarded to the Agricultural sector, making it the least funded sector.



\$39.48m
Infrastructure Sector



\$8.54m
Industry and Commerce

FY2020-2021

DRAFT NATIONAL BUDGET

TOTAL CAPITAL & RECURRENT EXPENDITURE ALLOCATION

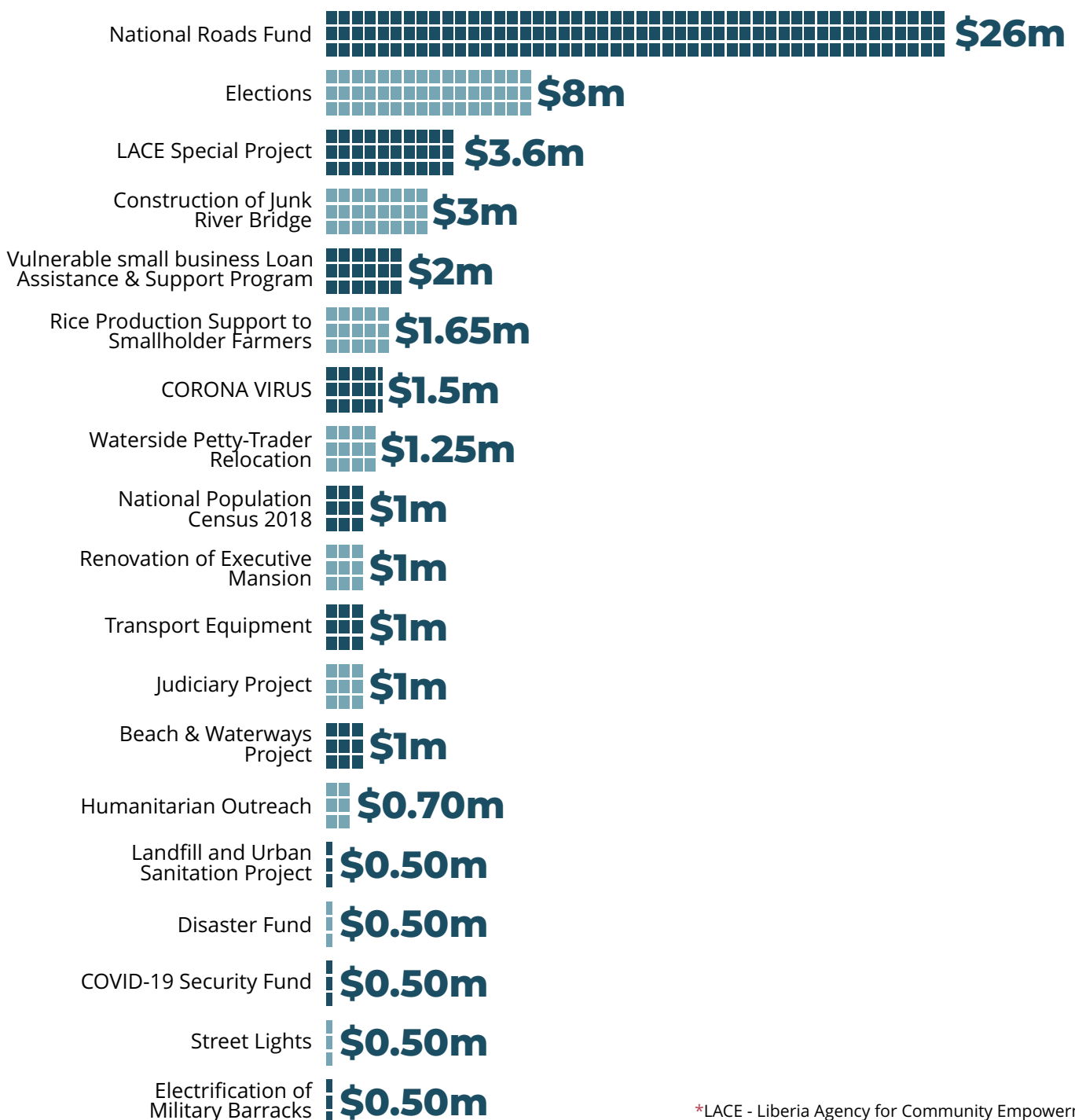
SECTORAL ALLOCATION

<i>Capital Expenditure</i>	<i>Sectors</i>	<i>Recurrent Expenditure</i>
\$3.70m	Public Administration	\$176.05m
\$2.25m	Municipal and Local Government	\$25.34m
\$8m	Transparency and Accountability	\$18.17m
\$1.50m	Security and Rule of Law	\$77.88m
\$1.50m	Health Sector	\$65.42m
\$4.60m	Youth Development and Social Protection Services	\$6.39m
\$0m	Education Sector <small>*This has no proposed capital project.</small>	\$77.94m
\$1m	Energy and Environment	\$11.27m
\$1.65 m	Agriculture Sector	\$4.77m
\$29m	Infrastructure Sector	\$10.48m
\$2m	Industry and Commerce	\$6.54m
\$55.20m <i>Capital Expenditure</i>		\$480.25m <i>Total Recurrent Expenditure</i>

FY2020-2021 DRAFT NATIONAL BUDGET

SELECTED CAPITAL PROJECTS

PUBLIC SECTOR INVESTMENT PLAN




*LACE - Liberia Agency for Community Empowerment

FY2020-2021

DRAFT NATIONAL BUDGET

DEBT SERVICE



The projected debt service of

\$73.90m

is 13.8% of the total budget of \$535.45m for FY2020/2021



\$50.66m

Domestic Debt

61%



\$23.24m

External Debt

39%

NOTE

Debt Service : is the fund that is required to cover the repayment of interest and principal on a debt for a particular period.

